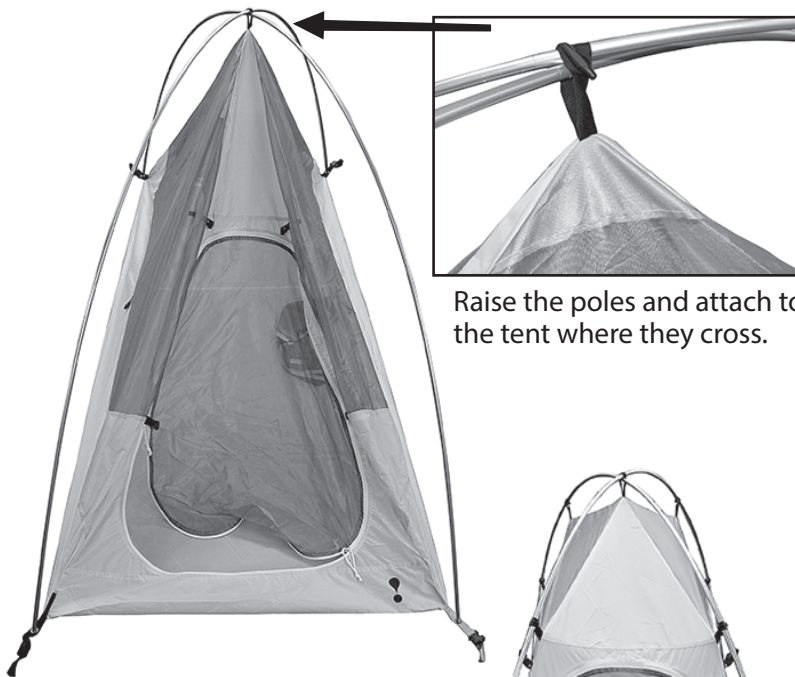


What's in the box:
1 Tent Body, 2 Tent Poles,
1 Tent Fly, 1 Fly Strut
1 Carry Bag, 1 Pole Bag,
1 Stake Bag/ Stakes

Lay out the tent body.




Assemble the poles and attach to the webs diagonally across the tent body.



Raise the poles and attach to the tent where they cross.

Clip tent body to the poles.




Stake down the loops at each corner. Work on the diagonal to square the tent as you go.

Drape the fly over the tent so that the yellow webs meet.


Reach under the fly and wrap the Velcro® tabs around the poles.



Attach the web buckles from the fly to the tent.



Reach under the fly at the sides and rear. Attach the dog bone web to the pullout ring.



Pull open the fly vent and raise the stay.



Stake out the fly



Pull out the vestibule triangle. Push up/back the strut. Stake the webs, then the guyline. Should look like this inside when done.

