

What's in the box:

1 Tent Body, 2 Tent Poles, 1 Tent Fly, 1 Fly Rod, 1 Fly Strut, 1 Carry Bag, 1 Pole Bag, 1 Stake Bag/ Stakes


Lay out the tent body.



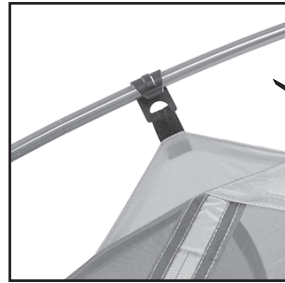
Assemble the poles and attach to the webs diagonally across the tent body.




Raise the poles. Attach to the tent where they cross.




Clip the tent body to the poles.




Stake down the corner loops. Work on the diagonal to square the tent as you go.



Fit the fly rod into the pockets on the inside of the fly. Turn the fly over and drape onto the tent so that the yellow webs meet.



Reach under the fly and wrap the Velcro tabs around the poles.



Attach the web buckles from the fly to the tent.



Pull open each fly vent and raise the stays.



Reach under the fly on each side and attach the dog bone web to the pull out ring and stake out.



Pull out the vestibule triangle. Push up/back the strut. Stake the webs, then the guyline. Should look like this inside when done.

